州南　学

2021届　业　就业　　告



1-1　2019~2021

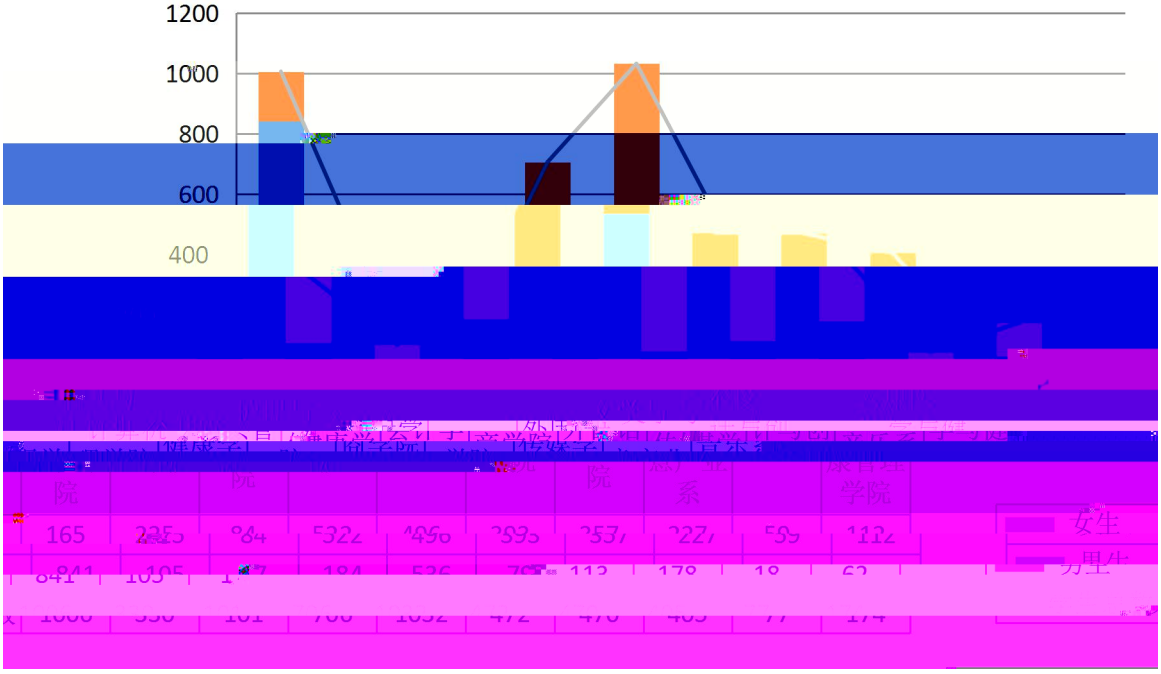

1-2　2021

1-1 2021

		1954	**40.94%**	**-0.52%**
		1164	**24.39%**	**-3.82%**
		635	**13.30%**	**-1.60%**
		238	**4.99%**	**-0.43%**

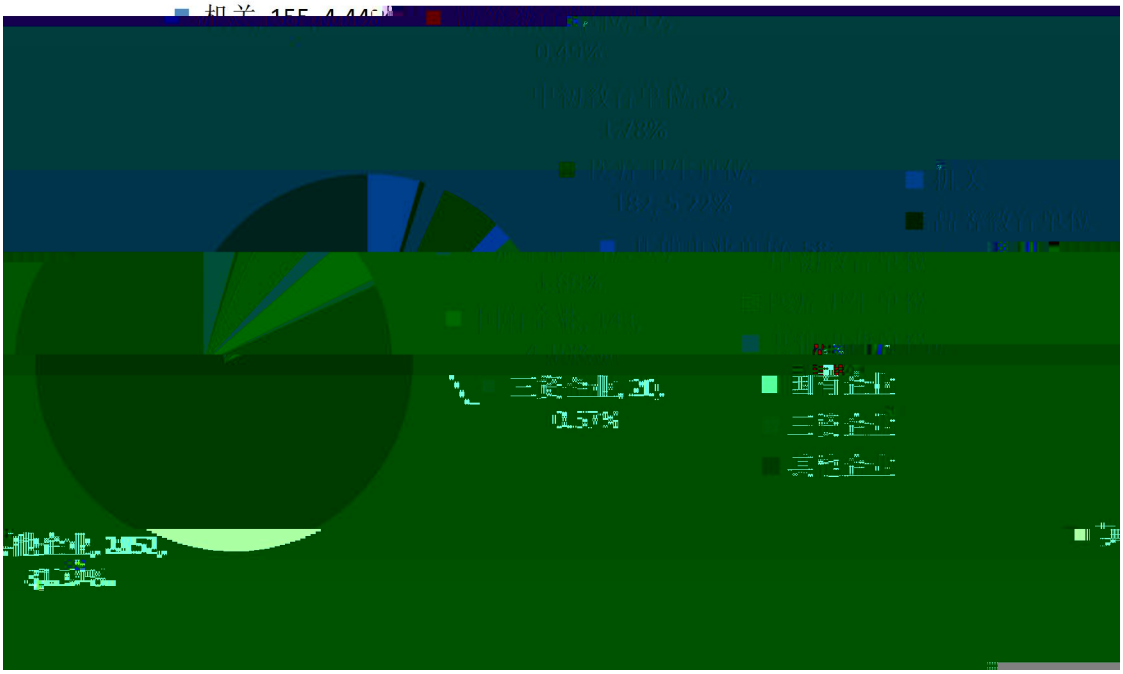

1-3　2021

1-3 2021

		1006	
		330	
		101	
		706	
		1032	

		472	
		470	
		294	
		77	
		174	

		82.54%	**88.20%**	**-5.66%**
		5.28%	**5.88%**	**-0.60%**
		2.21%	**3.33%**	**-1.12%**
		1.52%	**1.91%**	**-0.39%**

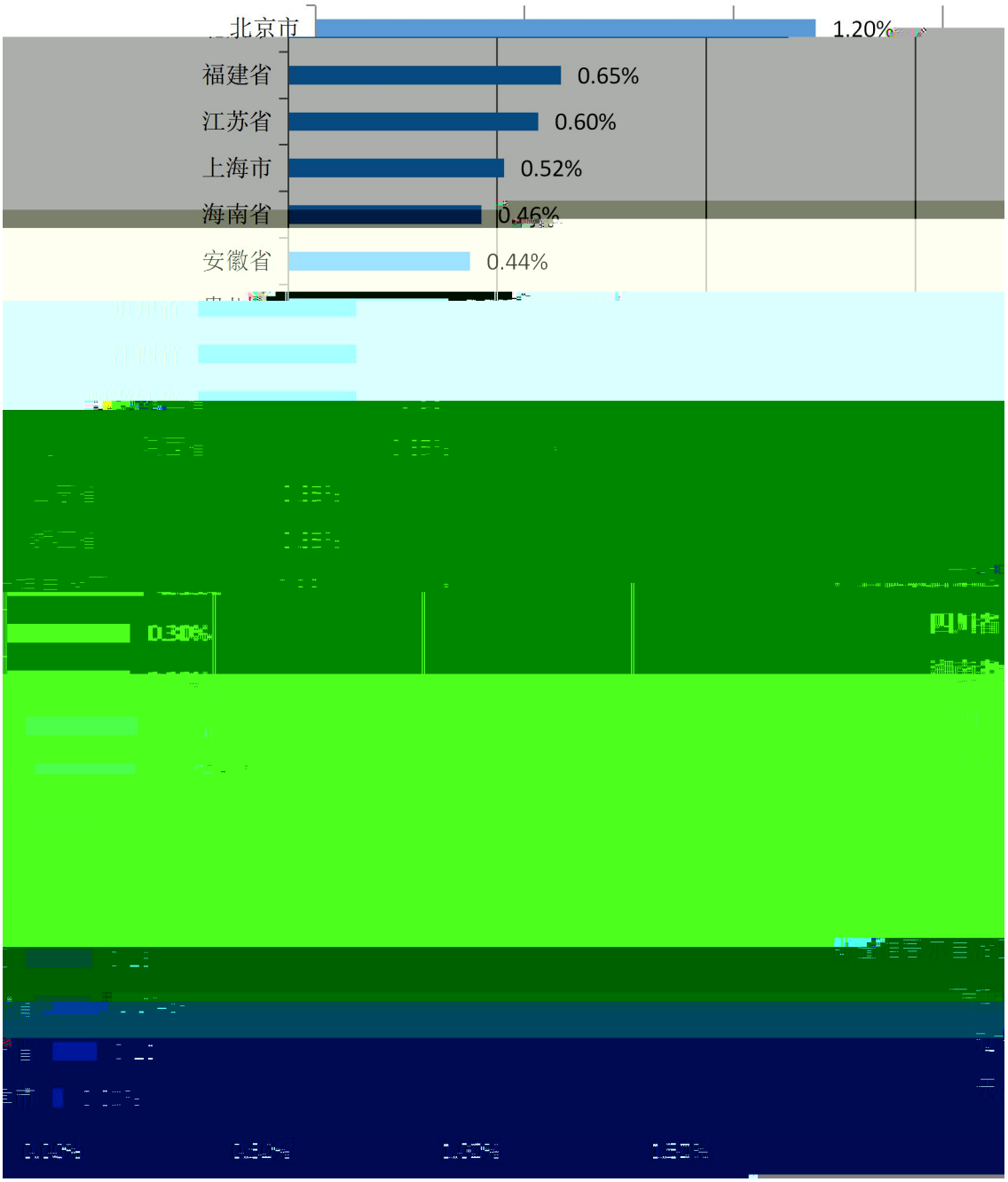

1-4　2021

1-5 2

1-6 2021

1-7 2021

	12	**8**	**1.99%**
	5	**5**	**3.03%**
	2	**0**	**1.98%**
	19	**25**	**6.23%**
	11	**26**	**3.59%**

		8	**23**	**6.57%**
		15	**7**	**4.68%**
		3	**4**	**1.73%**
		0	**2**	**2.60%**
		6	**2**	**4.60%**

1-8 2021

1-9 2021

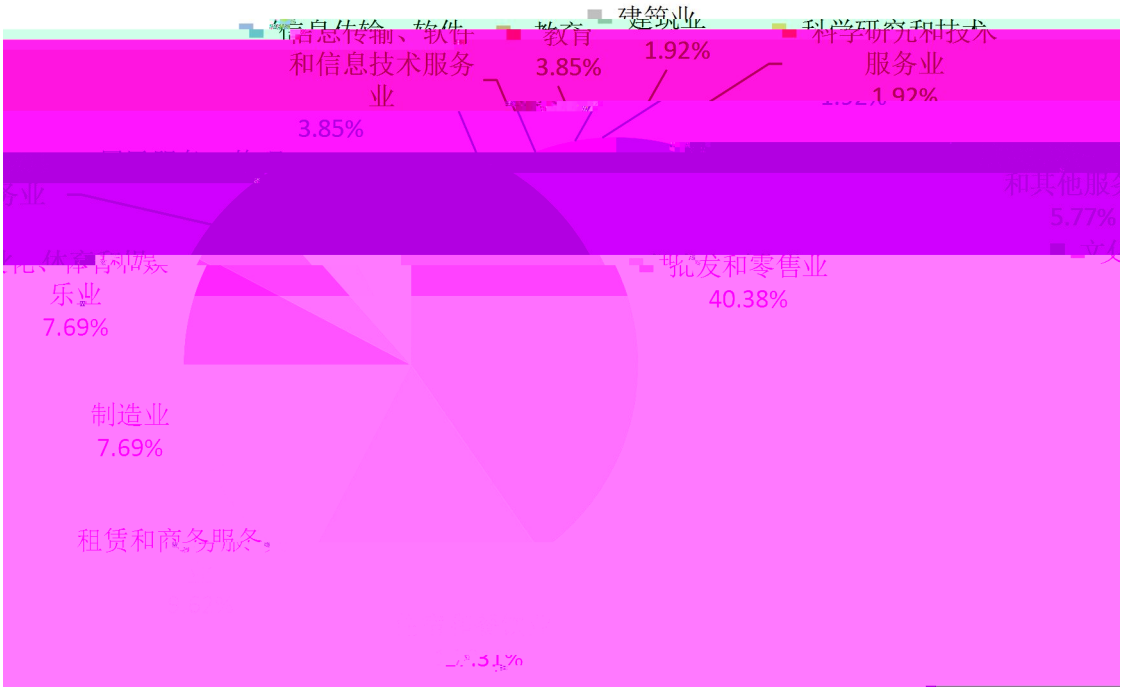

1-5　2021

1-11　2021

		42	**80.77%**
		3	**5.77%**
		1	**1.92%**
		1	**1.92%**

		19	**36.54%**
		10	**19.23%**
		7	**13.46%**
		5	**9.62%**
		4	**7.69%**
		2	**3.84%**
		2	**3.84%**
		2	
		1	


拟应征入伍
0.22%
签约中, 2.34%
不就业拟升学,
13.13%
拟出国出境
1.45%
暂不就业